GOJO

HAND HYGIENE TIMES

Your resource for the latest news in effective infection control program development and best practices.

Issue 8 Volume 3

What is Point of Care?

Jane Kirk MSN, RN, CIC, Clinical Manager

There are moments during the healthcare worker-patient interaction when it is counterproductive for the healthcare worker (HCW) to leave the bedside, even though hand hygiene is indicated. It could be immediately before checking a patient's IV, or immediately after reinforcing a patient's dressing. It is not time-efficient to put the bedrails up, leave the bedside, walk over to a wall dispenser near the door, and then return to the bedside to continue care. For these moments the most efficient way to sanitize is to implement the practice of point of care hand hygiene.

Point of care is defined by the World Health Organization as the place where three elements come together: the patient, the healthcare worker, and care or treatment involving contact with the patient or his /her surroundings (within the patient zone).[1]

The WHO defines the patient zone as a concept related to the "geographical" visualization of key moments for hand hygiene.[2] It contains the patient and all the surfaces that are touched by or in direct physical contact with the patient, such as bed rails, bedside tables, bed linens, infusion tubing or other medical equipment. Surfaces frequently touched by HCWs such as monitor buttons and knobs are also considered part of the patient zone.

Accessibility relates to the immediate accessibility or inaccessibility to hand hygiene products when they are needed. It includes point of care, but also addresses dispenser and product placement throughout the facility. Accessibility is recognized as an important element of a successful hand hygiene program by the recent Joint Commission Center for Transforming Healthcare Lean Six Sigma Hand Hygiene project.[3] In a root cause analysis, ineffective placement of dispensers or sinks was identified as a key cause of failure to clean hands. In the report of the project, one hospital discussed the importance of having gel in the "pathway of the practitioner and their work". The chief medical officer from another hospital who participated in the project stated "If you don't make it convenient right there at that second, no one is going to go around the corner and wash their hands." He also stated, "It must be available in the flow of what the employee is doing."

Take a look around a hospital and watch the work flow patterns of healthcare workers. They work most efficiently when they have all the supplies that they need within reach. In a study of ergonomics within healthcare settings, factors that can hinder the hand hygiene practices of HCWs include "poor visibility, difficulty of access, placement at an undesirable height, lack of redundancy and wide spatial separation of resources that are used sequentially."[4] These hindering factors appear so simple on paper and yet they are present in many facilities. Sometimes without doing structural damage these factors can't be changed, but adding portable hand hygiene products at the point of care can be a simple solution to help make hand hygiene compliance easier to acheive.

Hand hygiene products alone will not improve hand hygiene compliance and ultimately reduce healthcare associated infection (HAIs). Success depends on a multimodal approach that includes education, measurements, feedback, reinforcement administrative support, accountability, as well as accessible hand hygiene products at the point of care.

1,2 World Health Organization. (2009) WHO Guidelines on Hand Hygiene in Health Care WHO Press, Geneva, Switzerland

3 Joint Commission Center for Transforming Healthcare. (2010). Hand Hygiene Project: Best practices from hospitals participating in the Joint Commission Center for Transforming Healthcare Project.Retrieved from: http://www.centerfortransforminghealthcare.org/UserFiles/file/CTH_Hand_Hygiene_Facts.pdf

4 Suresh, G & Cahill, J. (2004). How "user friendly" is the hospital for practicing hand hygiene? An ergonomic evaluation. The Joint Commission Journal on Quality and Patient Safety. 33(3).

THAT'S a FACT!

Usage of ABHR significantly increased and infection rates declined in units with higher baseline infection rates when ABHR was placed between beds, on respirators and other places where HCW found it convenient.[1]

1. Herud, T. et.al. (2009). Association between use of hand hygiene products and rates of healthcare associated infections in a large university hospital. American Journal of Infection Control 37: 311-17.

POINT OF CARE HAND HYGIENE RESOURCES HELP DRIVE COMPLIANCE

My 5 Moments for Hand Hygiene

SAVE LIVES: Clean Your Hands, a global campaign to improve hand hygiene among health-care workers, is a major component of the WHO's Clean Care is Safer Care. It advocates the need to improve and sustain hand hygiene practices of health-care workers at the right times and in the right way to help reduce the spread of potentially life-threatening infections in health-care facilities. In 2006, the United States pledged to support this initiative to help reduce healthcare associated infections.

As part of this campaign, the My 5 Moments for Hand Hygiene approach was developed to define key moments when health-care workers should perform hand hygiene. This evidence-based, field-tested, user-centered approach is designed to be easy to learn, logical and applicable in a wide range of settings.

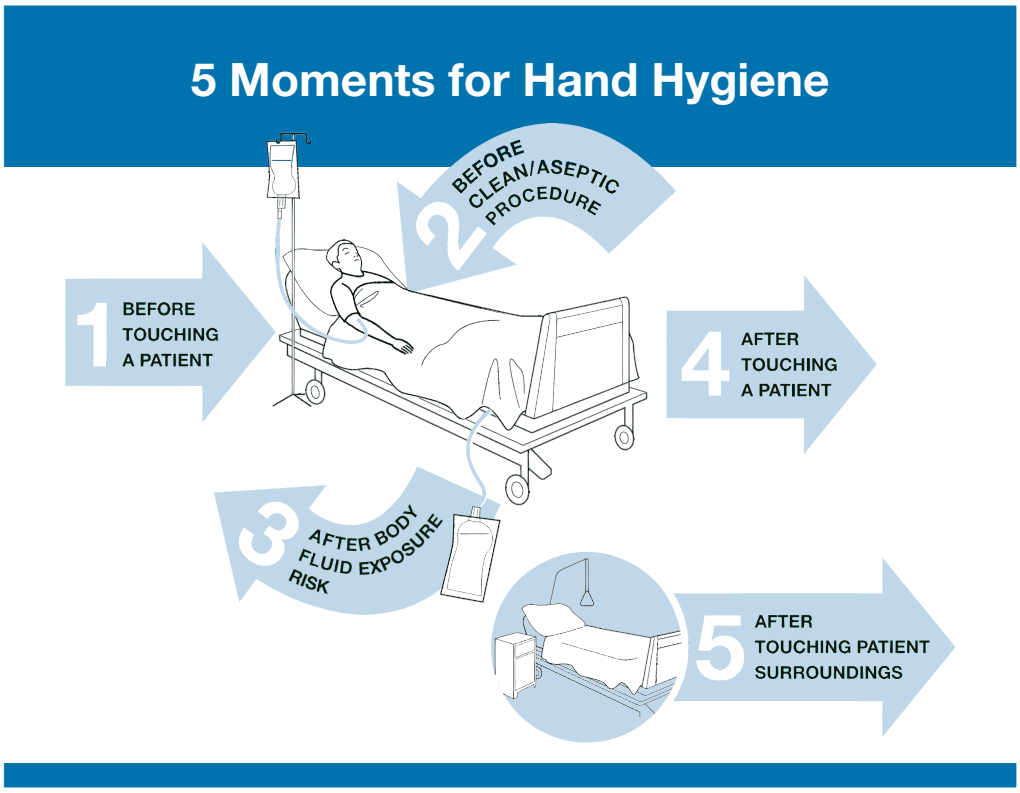

The 5 Moments for Hand Hygiene include:

		WHEN?	WHY?
1.	**Before touching a patient**	Clean your hands before touching a patient when approaching him/her.	To protect the patient against harmful germs carried on your hands
2.	**Before clean/aseptic procedures**	Clean your hands immediately before performing a clean/aseptic procedure.	To protect the patient against harmful germs, including the patient's own, from entering his/her body.
3.	**After body fluid exposure/risk**	Clean your hands immediately after an exposure risk to body fluids (and after glove removal).	To protect yourself and the health-care environment from harmful patient germs.
4.	**After touching a patient**	Clean your hands after touching a patient and her/his immediate surroundings, when leaving the patient's side.	To protect yourself and the health care environment from harmful patient germs
5	**After touching patient surroundings**	Clean your hands after touching any object or furniture in the patient's immediate surroundings, when leaving – even if the patient has not been touched.	To protect yourself and the health-care environment from harmful patient germs.

Point of Care emphasizes the need to clean hands as specific moments at the point of patient care. Really any of these moments for hand hygiene could happen in the patient area, but moments 2-4 are very specific to the patient zone of care. Point of care enables the HCWs to clean their hands without stepping away from the patient zone.

Guideline Recommendations & Educational Tools

HAIs have been aggressively targeted by leading regulatory organizations and consumer advocacy groups. Organizations are consistently updating guidelines and creating new programs and messaging to help reduce HAIs, increase hand hygiene compliance and improve patient outcomes.

Infection Prevention guidelines reinforce the need for multidimensional strategies as the most effective approach to promote hand hygiene. Education is considered a key component to help increase hand hygiene compliance.

Many organizations, along with GOJO, offer a variety value added tools to help train and educate HCWs around the 5 Moments of Care, Point of Care and much more.

Global and National organizations encourage hospitals and healthcare organizations to set a goal to eliminate preventable HAIs. This means health-care organizations should aim for 100 percent adherence to prevention recommendations – that is, evidence-based practices that have been shown to prevent infections… and this includes hand hygiene.

CDC: Centers for Disease and Control Prevention:

http://www.cdc.gov/handhygiene

- In 2002 The CDC Hand Hygiene Guideline was published which included recommendations for when HCWs should clean their hands. Under Administrative measures the recommendations state
  - "To improve hand hygiene adherence among personnel who work in areas in which high workloads and high intensity of patient care are anticipated, **make alcohol-based hand rub available at the entrance to the patient's room or at the bedside**, in other convenient locations, and in **individual pocket-sized containers to be carried by HCWs**"
- Training tools from the WHO for the 5 Moments can be accessed in the training section of the CDC Hand Hygiene Website



JOINT COMMISSION: Hand Hygiene Project for Transforming Healthcare, November 2010:

http://www.hope.org/resources-and-tools/resources/hand-hygiene-project.pdf

- Studied and researched barriers to hand hygiene and solutions to help increase compliance
- A key factors was "ineffective placement of dispensers and sinks"
- Doesn't specifically use the term "point of care," but it did reference a study that demonstrated increased compliance when access to handrub was placed at high-touch areas and incorporated into the pathway or workflow of the HCWs

WORLD HEALTH ORGANIZATION (WHO):

http://www.who.int/savelives

- WHO developed the **definition for point of care** and includes explicit guidelines for implementing solutions at the point of care to help improve hand hygiene compliance





- **WHO Hand Hygiene Guidelines** state that for optimal compliance with hand hygiene, handrubs should be readily available, either through dispensers close to the point of care or in small bottles for on-person carriage
- **Guide to Implementation of the WHO Multimodal Hand Hygiene Improvement strategy**
  - Advocates a system change ensuring that Alcohol-based handrub is at the point of care
  - Availability of alcohol-based hand-rubs at the point of care is usually achieved through staff-carried handrubs (pocket bottles), wall-mounted dispensers, containers affixed to the patient's bed or bedside table or to dressing or medicine trolleys that are taken into the point of cares
- The WHO provides several **training tools and templates** to help improve hand hygiene practices among HCWs and breaks them down into five categories:
  - System change
  - Evaluation and feedback
  - Institutional safety climate
  - Training and education
  - Reminders in the workplace

GOJO Educational Tools

NEW! Healthcare Worker and Patient Hand Hygiene Education Video

A CD with 9 training segments based on the CDC and WHO Hand Hygiene Guidelines and best practices to educate and raise awareness of hand hygiene for staff, patients and visitors. View videos online at http://healthcare.gojo.com/education

Healthcare Worker Hand Hygiene Video Segments related to the 5 Moments of Hand Hygiene:

- Hand Hygiene Key Moments After Exposure to Body Fluid

- Hand Hygiene Key Moments Before Clean/ Aseptic Procedures

- Hand Hygiene Key Moments Before Touching a Patient

- Hand Hygiene Key Moment After Touching Patient's Surroundings

PLUS

- Healthcare Workers Hand Hygiene Education
- Overcoming Barriers for Hand Hygiene
- Hand Hygiene for Patients and Visitors

Product Feature

PURELL® VERSAHOLD™ POINT OF CARE BRACKET

- Optimal hand hygiene compliance is always within reach

As healthcare facilities strive to increase compliance and decrease infections, it is important to make practicing good hand hygiene easy and accessible for healthcare staff – especially at the point of care. To address point of care needs, GOJO has developed the PURELL VERSAHOLD Point of Care Bracket.

The new bracket represents the industry's most versatile bracket to support point of care hand hygiene needs. The PURELL VERSAHOLD Point of Care bracket provides convenient access to PURELL Instant Hand Sanitizer at key times during patient care addressing a key barrier to hand hygiene compliance - access to hand hygiene products.

Fits a Variety of Needs in the Healthcare Environment

The bracket design offers users countless vertical and horizontal configurations to attach to a wide range of furniture in the patient room, mobile transport and work areas including:

- IV poles
- Bed foot boards
- Stretchers
- Medical carts
- Housekeeping cart
- Registration desks
- Bedside tables
- Mobile computer stations
- Food service
- Wheelchairs
- Nursing station



Other Point of Care Solutions

GOJO offers a range of point of care solutions that could be leveraged to help make hand hygiene products more accessible at the point of care to improve compliance. From brackets and holders that can be placed or mounted in convenient areas, to personal carriage solutions that can be carried by HCWs on the go, GOJO offers the products you need to help increase hand hygiene compliance.

Healthcare workers' hand hygiene practices can be significantly improved with easy access to hand hygiene products. GOJO is committed to providing products that deliver the right products whenever and wherever they are needed to help reduce the risk of infections and increase hand hygiene compliance.

	Order Number	Case Pack	Use with
Flexible Mount Point of Care Solutions			
PURELL® VERSAHOLD™ Bracket	5704-06-BLU	6	535 mL foam bottles: 5798-04, 5791-04, 5792-04 12 fl oz gel bottles: 3691-12, 3659-12
PURELL HOOK-ON Holder: 535 mL	5701-12	12	5798-04,5791-04 5792-04
PURELL HOOK-ON Holder: 12 fl oz	9007-12	12	9646-12, 9639-12, 9659-12
PLACES™ Holder: 12 fl oz	9008-12	12	3691-12, 3659-12
535 mL Pump Bottle Bracket	5700-06	6	5798-04, 5791-04, 5792-04
PURELL Medication Cart Dispenser	9601-12	12	8 fl oz refill: 9654-12
Personal Carriage Point of Care Solutions			
PURELL PERSONAL Gear Retractable Clip	9608-24	24	2 fl oz: 9648-24, 9606-24 45 mL: 5698-24, 5692-24

Key Benefits

- Provides a **flexible hand hygiene solution** that attaches to a variety of fixtures and surfaces in the patient zone to increase access to hand hygiene
- **Helps meet CDC and WHO compliance standards** throughout the patient zone which includes patient rooms, on mobile transport, and in work areas
- Allows for **quick and easy on and off mounting capability**, with no tools required
- Is **compatible with the natural workflow** of patient care
- Holds both PURELL foam and gel bottles

Learn more at healthcare.gojo.com/VERSAHOLD

A Look Ahead

next month's issue



© 2011. GOJO Industries, Inc. All rights reserved.